

Municipal Vernal Pool Mapping Project Data Form

Additional instruction is available on Maine Vernal Pool Website (<http://www.umaine.edu/vernalpools/DataForms.html>)

1.



Visit # 1
Date: _____

Visit # 2
Date: _____



Please visit pool once at wood frog peak breeding and again roughly 2 weeks later. Count **all** egg masses present at each visit.

2. Potential vernal pool number (PVP #): _____ 3. Tax map number: _____

These numbers may be copied from the field map provided to you.

4. Volunteer Name: _____ Phone Number: _____ Email: _____

Volunteer Name: _____ Phone Number: _____ Email: _____

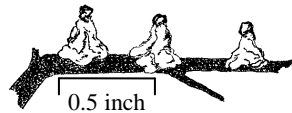
5. PVP looks like a: VERNAL POOL FARM POND ACTIVE BEAVER POND TIRE RUT DITCH
GRAVEL PIT WETLAND TOO SHALLOW TO BE A VERNAL POOL OTHER: _____

Please take photos to support any boxes checked above.

6. Did you find any additional pools that were not marked on the map? YES NO

Use separate form for each additional pool found and mark location on map. Please label new pools by adding A., B., C., etc. to the number of the nearest PVP on the property (e.g., PVP 37 A for an unmapped pool discovered in the near vicinity of PVP 37).

7. At your SECOND visit are spermatophores present?

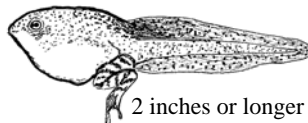


YES NO

If you do not find salamander egg masses, but spermatophores are observed attached to sticks or on leaf litter, this indicates that salamanders breed in the pool, but you are too early to count their egg masses. A follow up visit should be made.

8. Are large chunky tadpoles present?


YES NO



Presence of bullfrogs or green frogs may indicate a permanent body of water that is not a vernal pool, or it may indicate an unusually wet season(s) leading up to your field visit.

9. Are fish present?

YES NO

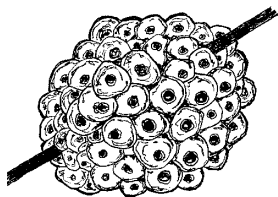


Presence of fish may indicate a permanent body of water that is not a vernal pool. Please note if PVP is connected to another water body, or is within a river floodplain.

10. Condition of wood frog egg masses (1st visit only)

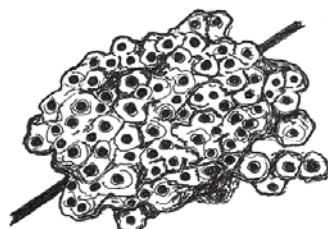
STAGE 1

Firm, tight mass where individual eggs are spherical and easily discernable




STAGE 2

Eggs are swollen with water and mass is beginning to break down



STAGE 3

Larvae hatched or hatching and egg mass is disintegrating



Wood frog masses are easiest to count shortly after they are laid when eggs are tightly packed and individual masses are easily discernable. If there is variation within a pool, please **indicate the condition represented by the majority of masses present.**

11. Was entire pool surveyed for egg masses? If not, please explain why.


1st Visit YES NO _____


2nd Visit YES NO _____



Indicate if pool falls on additional properties for which permission was not granted. If you do not survey the entire pool (ran out of time, were not prepared for size or depth, etc.), **please contact your town coordinator as soon as possible to request assistance.**

12. For each visit record the total number of egg masses for each amphibian indicator species.

	1st Visit	2nd Visit
Wood Frog Egg Masses		
Spotted Salamander Egg Masses		
Blue-Spotted Salamander Egg Masses		

13. Are wood frog tadpoles present?  1st Visit YES NO 2nd Visit YES NO

14. Are salamander larvae present?  1st Visit YES NO 2nd Visit YES NO

15. Are fairy shrimp present at either visit? YES NO  

16. General comments and wildlife observations: _____

Include comments about the pool, surrounding habitat, or additional wildlife observations. Note adult amphibians seen in and around pool. Please share any questions that you have or advice for volunteers that may be conducting follow-up visits. Provide photos of rare, threatened, and endangered species, including ribbon snakes, wood, spotted, or Blanding's turtles.

17. Photo Documentation: Check photos taken for this pool

Visit # 1		Visit # 2
<input type="checkbox"/>	Pool Overview	<input type="checkbox"/>
<input type="checkbox"/>	Wood Frog Egg Mass	<input type="checkbox"/>
<input type="checkbox"/>	Spotted Salamander Egg Mass	<input type="checkbox"/>
<input type="checkbox"/>	Blue-spotted Salamander Egg Mass	<input type="checkbox"/>
<input type="checkbox"/>	Fairy Shrimp	<input type="checkbox"/>

Data forms filled out by trained volunteers **MUST** be accompanied by photographs for species identification and habitat verification. Include 2 representative photographs of the pool (try to capture any human disturbances or inlets/outlets), **ONE** egg mass photo for each species, and a photo of fairy shrimp.

18. Labeling and Submitting Photographs

For each pool, download and submit the images you checked to the left to a computer file folder. Record file names in format below. In the image name, include: (1) the PVP #, (2) the subject of the photograph, (3) the town name, (4) your last name, and (5) the date of survey.

computer file name for digital photos

PVP 44 Orono Morgan

photo names

- PVP44_BSSeggmass_Orono_Morgan_4-21-09.JPG
- PVP44_FairyShrimp_Orono_Morgan_4-21-09.JPG
- PVP44_PoolOverview_Orono_Morgan_4-21-09.JPG
- PVP44_SSeggmass_Orono_Morgan_4-21-09.JPG
- PVP44_WFeggmass_Orono_Morgan_4-21-09.JPG

19. Future Access to Pool

Please suggest parking and access route for future visits to this pool.
